

OM HOLDINGS LIMITED

(ARBN 081 028 337)

(Malaysian Registration No. 202002000012 (995782-P))

Incorporated in Bermuda



No. of Pages Lodged: 7

30 April 2025

ASX Market Announcements

ASX Limited

4th Floor

20 Bridge Street

SYDNEY NSW 2000

Dear Sir/Madam

OM HOLDINGS LIMITED (“OMH”) PRESENTATION

Please find attached a copy of the OMH Investor Presentation slides to be delivered at the Q1 2025 Investor Presentation Update on 30th April 2025.

Yours faithfully

OM HOLDINGS LIMITED

Heng Siow Kwee/Julie Wolseley

Joint Company Secretary

Further enquiries please contact:

Ms Jenny Voon | Ng Ruiqi

T: +65 6346 5515

E: investor.relations@ommaterials.com

This ASX announcement was authorised for release by the Board of OM Holdings Limited.

Singapore Office:

10 Eunos Road 8, #09-03A

Singapore Post Centre, Singapore 408600

Tel: 65-6346 5515 Fax: 65-6342 2242

Email address: om@ommaterials.com

Website: www.omholdingsltd.com

Malaysian Registered Office:

Unit 30-01, Level 30, Tower A

Vertical Business Suite Avenue 3

Bangsar South, No.8, Jalan Kerinchi

59200 Kuala Lumpur, Malaysia

ASX Code: OMH | Bursa Code: OMH (5298)

OM HOLDINGS LIMITED

Australia • China • Japan • Malaysia • Singapore • South Africa

April 2025 • Investor Presentation • ASX:OMH | Bursa:OMH (5298)

ersonal use only

DISCLAIMER

This presentation has been prepared and issued by OM Holdings Limited ARBN 081 028 337 ("OMH"). This presentation contains summary information about OMH. The information in this presentation does not purport to be complete or to provide all information that an investor should consider when making an investment decision. It should be read in conjunction with OMH's other periodic and continuous disclosure announcements lodged with the Australian Securities Exchange which are available at www.asx.com.au.

This presentation contains "forward-looking" statements within the meaning of securities laws of applicable jurisdictions. Forward-looking statements can generally be identified by the use of forward-looking words such as "may", "will", "expect", "intend", "plan", "estimate", "anticipate", "believe", "continue", "objectives", "outlook", "guidance" or other similar words, and include statements regarding certain plans, strategies and objectives of management and expected financial performance. These forward-looking statements involve known and unknown risks, uncertainties and other factors, many of which are outside the control of OMH, and its directors, officers, employees, agents or associates. Actual results, performance or achievements may vary materially from any projections and forward-looking statements and the assumptions on which those statements are based. Readers are therefore cautioned not to place undue reliance on forward-looking statements and OMH, other than required by law, assumes no obligation to update such information.

OMH makes no representation and can give no assurance, guarantee or warranty, express or implied, as to, and takes no responsibility and assumes no liability for the authenticity, validity, accuracy, suitability or completeness of, or any errors in or omissions from, any information, statement or opinion contained in this presentation.

This presentation is for information purposes only and is not a financial product or investment advice or a recommendation to acquire (or refrain from selling) OMH shares. Before making an investment decision, prospective investors should consider the appropriateness of the information having regard to their own objectives, financial situation and needs and seek legal and taxation advice appropriate to their jurisdiction. OMH is not licensed to provide financial product advice, either generally or in respect of OMH shares.

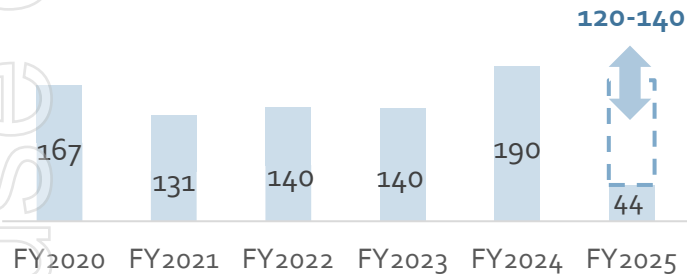


Q1 KEY UPDATES AND FY25 PRODUCTION GUIDANCE

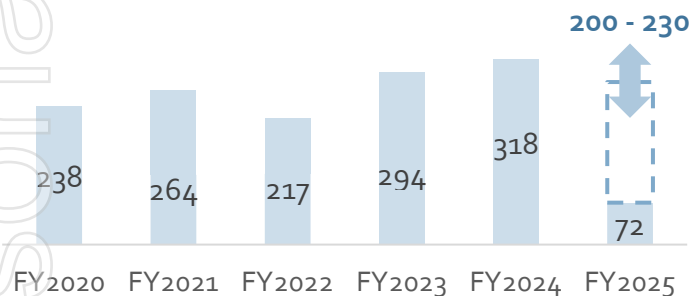
OM Sarawak received the Merit Award in the Large Enterprise category at the 11th Premier of Sarawak Environmental Award ceremony and was also awarded the ISO 9001:2015 certification for its quality management system

Refinancing successfully completed with a US\$168 million syndicated debt facility, along US\$136 million working capital and bank guarantees.

FeSi Production Volume (kmt)



Mn Alloy Production Volume⁽¹⁾ (kmt)



(1) FY2019 - FY2021 OMQ + OM Sarawak production volume. FY2022 onwards purely OM Sarawak production volume.

Exploration and Mining (Mn Ore)

- The second UFP processing trial briefly achieved a peak throughput of 280-290 tph over 15 hours, with grades (35% Mn) and yield (10%) matching expectations.
- A third trial commenced in mid-April. Target to achieve a continuous nameplate feed rate for more than 10 days with further optimization of the the classifiers.

Smelting (FeSi and Mn Alloy)

- Two FeSi furnaces to undergo major maintenance in stages in April 2025 and June 2025 respectively
- Q1 production in line with guidance

FERROSILICON MARKET REVIEW

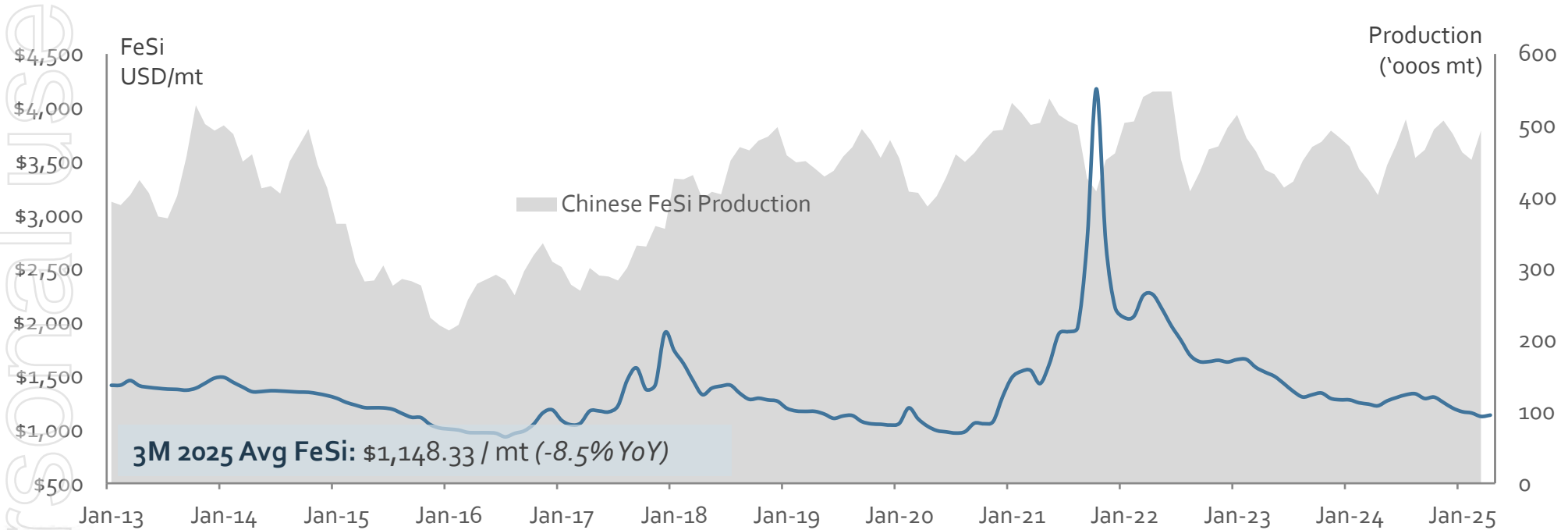
Prices range bound, given Chinese cost, with potential catalysts from Russian output

Relatively **fixed input costs**, earnings correlate well with absolute prices

Prices follow **typical commodity price cycles**

China remains as marginal suppliers to the market. Continued downward pressure on prices (-8.5% YoY) due to lower demand and competition from Russian products. FeSi price decreased from US\$1,185 to US\$1,120 per tonne CIF Japan.

Outlook: Continued near term pressure with macroeconomic uncertainties, with major Chinese producers reducing production.



Source: S&P Global Platts, CNFEOL

MANGANESE ORE AND ALLOY MARKET REVIEW

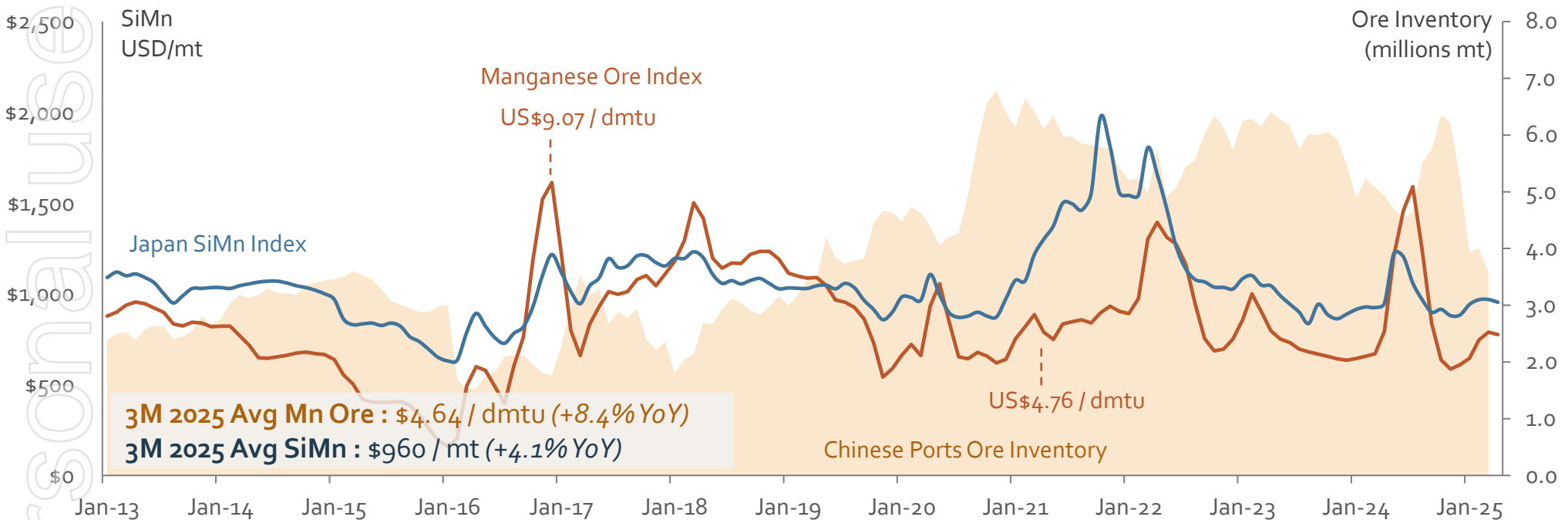
Mn alloy prices restabilizing after volatility from upstream ore prices

Strong **monthly** contemporaneous **correlation** between Mn Ore and Mn alloys

“Conversion” **margin** between ore and alloy prices **mean-revert**, creating **resilience**

Mn ore High Grade closed at US\$4.97/dmtu CIF China, an increase of 21.8% from US\$4.08/dmtu CIF China during the previous quarter. SiMn price increased from US\$885 to US\$965 per tonne CIF Japan on the back of stronger manganese ore prices.

Outlook: Prices normalizing, with the expectation of a key global ore supplier resuming operations. Reduced utilization rates globally add to price stability.



Source: Fastmarkets MB, S&P Global Platts, the IMnI, and CNFEOL

*High Carbon Ferromanganese (HCFMn) not included due to relatively low liquidity and absence of representative non-Chinese Asian benchmark

OM HOLDINGS LIMITED

AUSTRALIA • CHINA • JAPAN • MALAYSIA • SINGAPORE • SOUTH AFRICA

ersonal use only

