

OM HOLDINGS LIMITED

Australia • China • Japan • Malaysia • Singapore • South Africa

September 2025 • 2025 Half Year Results Investor Presentation • ASX:OMH | Bursa:OMH (5298)

DISCLAIMER

This presentation has been prepared and issued by OM Holdings Limited ARBN 081 028 337 ("OMH"). This presentation contains summary information about OMH. The information in this presentation does not purport to be complete or to provide all information that an investor should consider when making an investment decision. It should be read in conjunction with OMH's other periodic and continuous disclosure announcements lodged with the Australian Securities Exchange which are available at www.asx.com.au.

This presentation contains "forward-looking" statements within the meaning of securities laws of applicable jurisdictions. Forward-looking statements can generally be identified by the use of forward-looking words such as "may", "will", "expect", "intend", "plan", "estimate", "anticipate", "believe", "continue", "objectives", "outlook", "guidance" or other similar words, and include statements regarding certain plans, strategies and objectives of management and expected financial performance. These forward-looking statements involve known and unknown risks, uncertainties and other factors, many of which are outside the control of OMH, and its directors, officers, employees, agents or associates. Actual results, performance or achievements may vary materially from any projections and forward-looking statements and the assumptions on which those statements are based. Readers are therefore cautioned not to place undue reliance on forward-looking statements and OMH, other than required by law, assumes no obligation to update such information.

OMH makes no representation and can give no assurance, guarantee or warranty, express or implied, as to, and takes no responsibility and assumes no liability for the authenticity, validity, accuracy, suitability or completeness of, or any errors in or omissions from, any information, statement or opinion contained in this presentation.

This presentation is for information purposes only and is not a financial product or investment advice or a recommendation to acquire (or refrain from selling) OMH shares. Before making an investment decision, prospective investors should consider the appropriateness of the information having regard to their own objectives, financial situation and needs and seek legal and taxation advice appropriate to their jurisdiction. OMH is not licensed to provide financial product advice, either generally or in respect of OMH shares.



A MANGANESE & SILICON COMPANY

Manganese and **silicon** smelting company, with over 30 years of experience in the industry

350MW sustainable **hydro-power** with **prices locked in for 10 years**

Dual listed on ASX and Bursa Malaysia, unique exposure

Lowest cost quartile smelter complex in Sarawak, the largest of its kind in Asia (ex-China)



OUR PRODUCTS

Critical alloying element to steel with a diversification into electronic, chemical and solar industries



Manganese Ore

Manganese is the 4th most consumed metal behind iron, aluminium and copper.

Steel accounts for over 90% of manganese ore consumption, with batteries a small but growing market.

Products: **Manganese Ore**



Manganese Alloys

Main alloying element - **Manganese**

- Deoxidises and desulphurises steel
- Acts as a hardening agent
- No known substitute and cannot be recycled
- 8 manganese alloys furnaces

Products: **Ferro-manganese, Silico-manganese**



Silicon Alloys

Main alloying element – **Silicon**

- Deoxidises steel
- Used in specialty electrical steels for transformers
- No known substitute and cannot be recycled
- 6 ferrosilicon furnaces

Products: **Ferrosilicon**



Silicon Metal

99% Pure **Silicon**

- Used in aluminum, electronic, chemical, and solar sectors
- No known substitute and cannot be recycled
- 2 silicon metal furnaces⁽¹⁾

Products: **Silicon Metal**



⁽¹⁾ Furnaces are modular and can be repurposed for ferrosilicon production

1H 2025 FINANCIAL HIGHLIGHTS

Revenue

US\$309.3m

1H2024 US\$308.4m

Loan Repayment ⁽¹⁾

US\$205.8m

1H 2024 US\$54.4m

Cashflow from Operations

US\$34.6m

1H 2024 US\$69.4m

EBITDA⁽²⁾

US\$19.1m

1H2024 US\$46.6m

(Loss) / Profit att. to owners

(US\$9.5m)

1H 2024 US\$12.8m

(Loss) / Profit per share

(1.25 US cents)

1H 2024 1.67 US cents



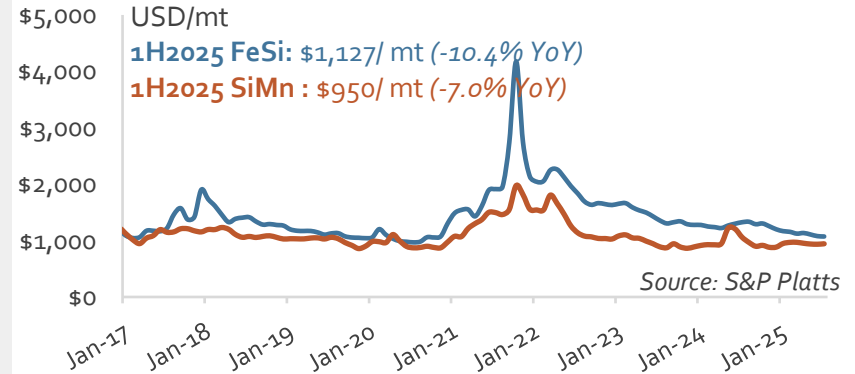
(1) Loan Repayment includes the repayment of project financing and trade financing

(2) EBITDA is defined as operating profit before depreciation and amortisation, net finance costs, and income tax. EBITDA is not a uniformly defined measure and other companies in similar industries may calculate this measure differently. Consequently, the Group's presentation of EBITDA may not be readily comparable to other companies' disclosures.

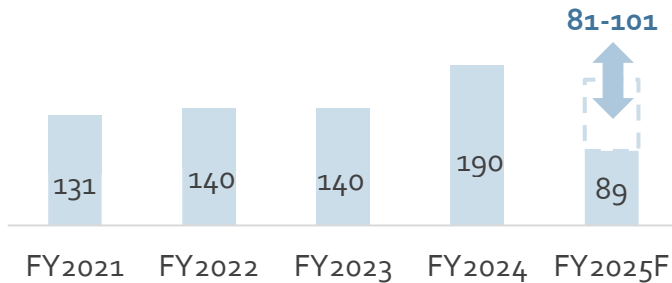
MARKET REVIEW & FY25 PRODUCTION GUIDANCE

FeSi & SiMn Market Review

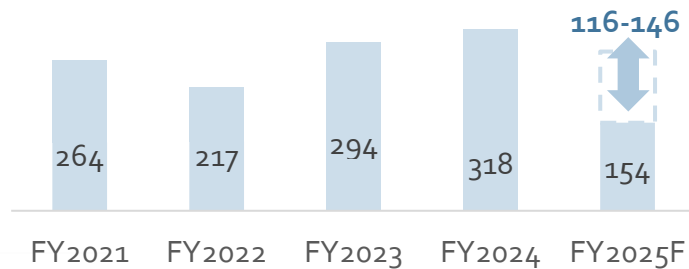
- FeSi prices decreased due to the suppressed demand and increased competition from Russian-origin FeSi. SiMn prices normalizing on the back of stronger manganese ore prices.
- FeSi closed at US\$1,072/mt while SiMn closed at US\$943/mt at the end of July



FeSi Production Volume (kmt)



Mn Alloy Production Volume⁽¹⁾ (kmt)



(1) FY2019 - FY2021 OMQ + OM Sarawak production volume.
FY2023 Forecast purely OM Sarawak's production volume.

Exploration and Mining (Mn Ore)

- The third UFP trial was completed and the results were inconsistent. Along with the unfavorable manganese ore market, the Board has decided to return Bootu Creek into care and maintenance.
- Mine remains under care and maintenance with rehabilitation works progressed as planned, with a focus on repairing damaged landforms.

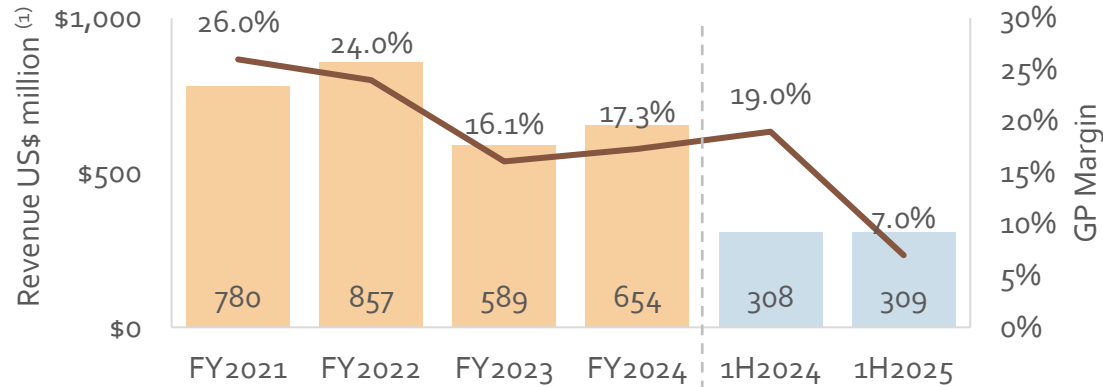
Smelting (FeSi and Mn Alloy)

- As at 30 June, 15 furnaces were in operation with 7 furnaces producing FeSi and 8 furnaces producing Mn alloys.
- 2 silicon metal furnaces continue to produce FeSi in the interim. Commercial production of silicon metal contingent on strategic review.
- Major maintenance for 2 FeSi furnaces scheduled for 2025 on track. Overall production well within guidance



RECORDED US\$19.1M EBITDA IN 1H 2025

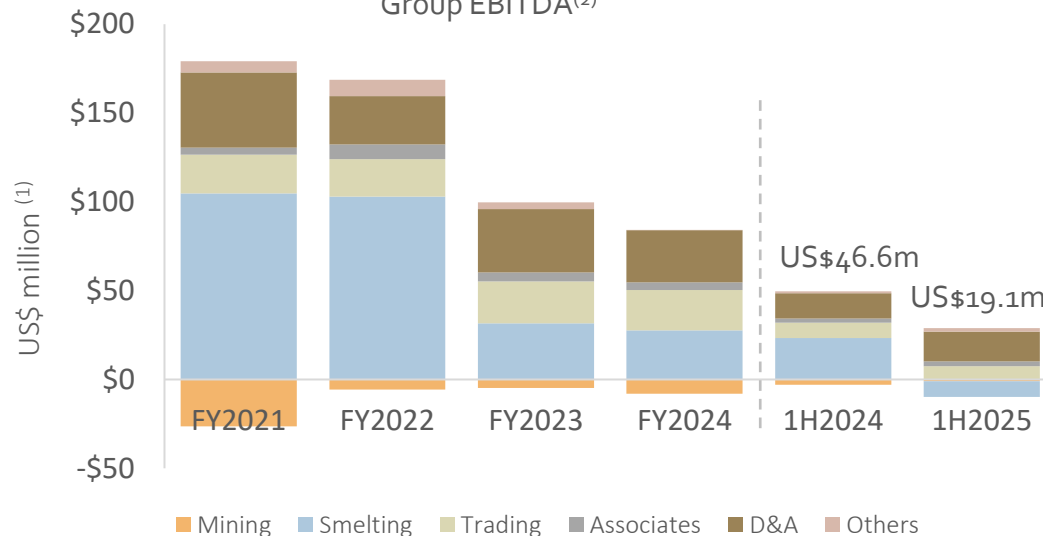
Revenue and GP Margin



1H 2025 Revenue and EBITDA

- 55% higher Mn ores volume traded with higher average selling prices, offset by 7% lower alloys volume traded (SiMn and FeSi)
- Average selling prices for SiMn were slightly higher on the back of stronger Mn ore prices compared to 1H 2024

Group EBITDA⁽²⁾



Segment Breakdown

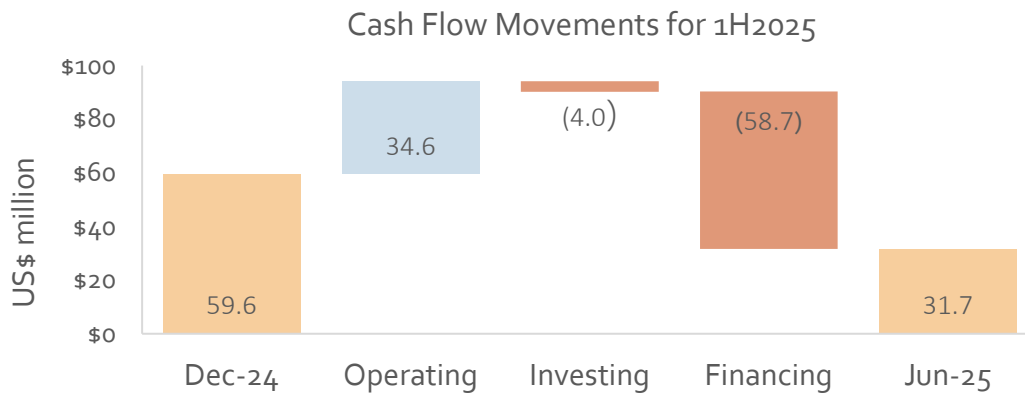
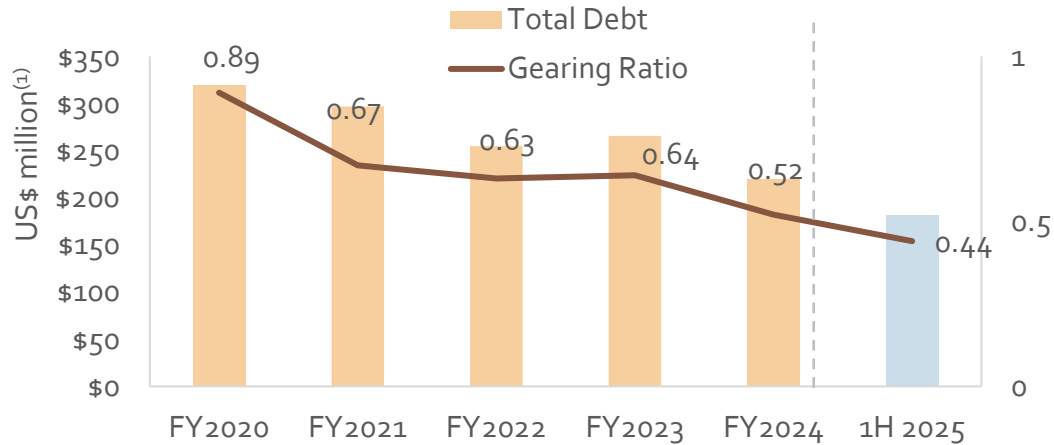
- Negative contribution from smelting segment with margins compressed due to lower average selling prices
- Stable contribution from trading segment over the years, despite slightly lower contribution compared to 1H 2024
- Mining segment under care and maintenance since end Jan 2022

(1) FY2019-FY2020 USD Revenue and Adjusted EBITDA converted using in-house rate for the respective years for illustration purposes. Figures are on an approximate basis.

(2) EBITDA is defined as operating profit before depreciation and amortisation, net finance costs, and income tax. EBITDA is not a uniformly defined measure and other companies in similar industries may calculate this measure differently. Consequently, the Group's presentation of EBITDA may not be readily comparable to other companies' disclosures.



POSITIVE CASH POSITION MAINTAINED



Gearing Remains Low

- Decrease in total debt due to lower utilisation of trade financing facilities by US\$19.3 million and lower utilisation of revolving credit facilities
- Successfully refinanced OM Sarawak Project Finance loans and a revolving credit facility in 1H2025 with new syndicated facilities

Prudent Cash Management

- US\$34.6 million net cash generated from operating activities partly due to timing differences between purchases and payments and more favourable supplier payment terms
- Minimal cash outflow from investing activities in line with minimal capex spending in the near term
- US\$58.7 million cash outflow from financing activities as a result of the refinancing exercise
- Recorded cash and cash equivalents of US\$31.7 million



(1) FY2018-FY2020 USD Debt converted using in-house rate for the respective years for illustration purposes. Figures are on an approximate basis.

STRATEGIC INITIATIVES TOWARDS SUSTAINABILITY

Clear focus with major targets set for 2025 and beyond



Environmental

- Maintained ISO 14001 certification
- Year to date, we have repurposed twice the amount of SiMn slag that was generated
- 3,224 trees successfully planted in FY2024 as part of the Rewilding Project
- To achieve ISO 50001 certification and ISO/IEC 17025 accreditation in FY2025



Social

- Committed to zero workplace fatalities
- Maintained ISO 45001 certification
- Achieved 76.6% localisation rate for key smelting operation positions, contributing to local talent development



Governance

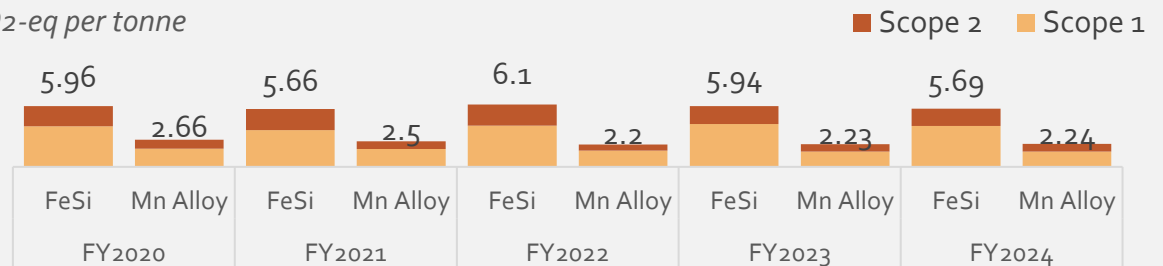
- Achieved ISO 9001 in 1H 2025
- To extend current Supplier Performance Evaluations by 90% of suppliers
- As of FY2024, 82.6% and 70.0% of suppliers complied with our Anti-Bribery & Corruption Policy and Supplier Code of Conduct respectively

Our Sarawak smelting operations are predominantly powered by **hydropower**

Scope II GHG Emission are **75% lower** compared to conventional smelters*



Total GHG Emission Intensity
CO₂-eq per tonne



* According to the IEA, coal powered plants generate just over 0.9kg CO₂/kWh of energy vs hydropower plants, generating 0.2kg CO₂/kWh.
 ^ Since FY2022, external verification of the Group's GHG emissions have been conducted, in accordance with ISO 14064.

KEY TAKEAWAYS

Fundamentally strong asset, positive cash flow despite cyclical challenges

- Largest manganese and silicon alloy producer in the region (ex-China)
- Lowest cost quartile smelter in the region
- Blue chip regional customers with long and stable relationships
- Access to affordable and renewable energy → prime beneficiary of rising power and transition to renewables
- Flexibility to adjust production and continuously assess product returns on an M+1 and M+2 basis
- Agility in responding to fluctuations in demand and raw material supply
- Ability to leverage on economies of scale, allowing bulk purchase of ores in advance, while other Asian producers faced challenges



OM HOLDINGS LIMITED

AUSTRALIA • CHINA • JAPAN • MALAYSIA • SINGAPORE • SOUTH AFRICA

